




---

PROJECT \_\_\_\_\_

---

CATALOG # \_\_\_\_\_

---

TYPE \_\_\_\_\_

---

NOTES \_\_\_\_\_

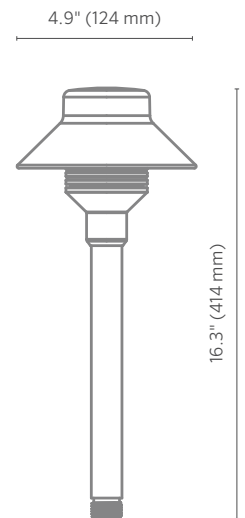
---

## TM Path Light DESIGNER

Sleek hat area light available in 1 or 3 LED. Aluminum construction. RGBW capable with **Luxor®** system.

### Quick Facts

- Aluminum construction
- Two-layer marine-grade anodization and powder coat finish
- Cree® integrated LEDs
- Tamper-resistant features
- Color temperature filters
- Compatible with Luxor technology
- Phase and PWM dimmable
- Input voltage: 10-15V



# TM Path Light SPECIFICATIONS

Output	1LED	3LED	ZDC
<b>Total Lumens†</b>	44	94	83
<b>Input Voltage</b>	10 to 15V	10 to 15V	11 to 15V
<b>Input Power (W)</b>	2.0	4.2	6.0
<b>VA</b>	2.4	4.5	7.2
<b>Efficacy (Lumens/Watt)</b>	23	64	36
<b>Color Rendering Index (CRI)</b>	80+	80+	80+
<b>Max Candela</b>	15	30	40
<b>Dimming</b>	PWM, Phase**	PWM, Phase**	--
<b>RGBW Available</b>	No	No	Yes
<b>Luxor Compatibility</b>			
<b>Default</b>	Zoning	Zoning	--
<b>ZD Option</b>	Zoning/Dimming	Zoning/Dimming	--
<b>ZDC Option</b>	--	--	Zoning/Dimming/ Color
<b>Minimum Rated Life (L70)</b>	50,000 Hrs	50,000 Hrs	50,000 Hrs

\* For optimal performance, use a trailing-edge, phase-cut dimmer.

† Measured using the 3,900K CCT lens. Multipliers for other CCTs include 0.80 (2,700K), 0.65 (4,500K), and 0.65 (5,200K).

## FX Luminaire

FX Luminaire is an industry-leading manufacturer of landscape and architectural lighting products with a focus on the advancement of LED technology and digital lighting control with zoning, dimming, and color adjustment capabilities. We offer a full spectrum of specification-driven lighting fixtures that can be utilized to create elegant, cutting-edge landscape lighting systems for commercial or residential applications. Our products are available exclusively via our extensive professional distributor network.

## Materials

Die-cast aluminum A380 housing, top/shade, and riser.

## Socket

Socket contains MoistureBlock™ technology, preventing moisture from wicking up into sealed areas of the fixture.

## Lamp

Integrated module with Cree LEDs. Gold-plated connectors and conformal coated for maximum reliability and corrosion resistance. Proprietary on-board intelligent driver uses firmware-controlled temperature regulation, maximizing LED life. Field upgradeable and replaceable, the LEDs are rated to 50,000 hrs. Maximum drive current: 1 A.

## Optics

Polycarbonate color temperature adjustment lenses included with fixture: 2,700K (preinstalled), 3,900K (no lens), 4,500K, and 5,200K. Conical reflector maximizes distribution according to riser height. Color temperature lenses field serviceable.

## Wiring

18 AWG (1 mm); SPT-1W; 220°F (105°C); 300V; 10' (3 m) length without riser.

## Power

Input 10-15 VAC/VDC, 50/60Hz. Remote transformer required (specify separately).

## Housing

Die-cast aluminum housing with capacity for 1LED, 3LED, or ZDC integrated LEDs.

## Riser

¾" (19 mm) aluminum riser with machined male threads.

## Threads

Machined aluminum with ½"-14 (13 mm) NPSM threads.

## Lens

Frosted polycarbonate lens with high tolerance for thermal expansion, stress, and abuse.

## Finish

Two-layer protection of sulfuric acid anodization and polyester TGIC powder coat, providing superior outdoor weathering in all conditions. Tested to ASTM standards.

## Hardware

Includes 12" (305 mm) ABS slotted installation spike.

## Ambient Operating Temperature

0°F to 140°F (-18°C to 60°C)

## Weight

4.0 lbs (1.8 kg)

## Manufacturing

ISO 9001:2015 certified facility.

## International Compliance

Compliant per IEC 60598-1 and IEC 60598-2-7 when used with International Spike Kit ("EKITSPIKE") or alternate mount greater than or equal to IP65.

## Control

Luxor ZD or ZDC options utilize Luxor technology to zone light fixtures in up to 250 groups, dim each group in 1% increments between 0 and 100%, or change to one of 30,000 colors with RGBW LEDs. Select the ZD option for zoning/dimming or ZDC for zoning/dimming/color. Standard fixture is zoneable with Luxor.

## Sustainability

Innovation meets conservation in the design and manufacturing of our products. Where we can, we use recycled materials while maintaining superior functionality. Our LED products provide high-quality light at optimal energy efficiency, lifespan, and durability.

## Installation Requirements

Designed for installation in the downward lighting direction only.


## Warranty

10-year limited warranty.

## Listings



# TM Path Light ORDERING INFORMATION








Top Assembly	Top Finish	Riser Type	Luxor Option	Lamp	Riser	Finish	
TM*	■ BZ	■ A* (Aluminum)	■ [Default] Zone	■ 1LED 44 Lumens	■ 8RA 8" (203 mm) Riser	■ BZ Bronze Metallic	
	■ DG		■ ZD Zone/Dim	■ 3LED 94 Lumens	■ 12RA 12" (305 mm) Riser	■ DG Desert Granite	
	■ WI		■ ZDC Zone/Dim/Color	■ [Default] 83 Lumens	■ 18RA 18" (457 mm) Riser	■ WI Weathered Iron	
	■ SB				■ 24RA* 24" (610 mm) Riser	■ SB Sedona Brown	
	■ FB				■ 30RA 30" (762 mm) Riser	■ FB Black	
	■ WG				■ 36RA* 36" (914 mm) Riser	■ WG White Gloss	
	■ FW					■ FW Flat White	
	■ AL					■ AL Almond	

EXAMPLE FIXTURE CONFIGURATION: TM-FB + A-ZD-3LED-18RA-FB



\* Ships with Long Slot Spike (250015840000)


## MOUNTING OPTIONS: Specify Separately

Mounts	Code	
■ SUPER J-BOX 2.5" (64 mm) x 12" (305 mm)	SJ-XX*	
■ PROAIM™ 2.4" (61 mm) x 10" (254 mm)	PARS	
■ 3-PRONG SPIKE 5.0" (127 mm) x 9.0" (229 mm)	250020020000	
■ POST MOUNT 2.5" (64 mm) x 13" (330 mm)	PM-XX*	
■ GROUND MOUNT 2.7" (67 mm) Diameter	GM-XX*	
■ VERSABOX® 2.2" (57 mm) x 1.5" (39 mm)	VB-050-XX*	
■ JUNCTION BOX SPIKE KIT 3.35" (85 mm) x 12.5" (317.5 mm)	EKITSPIKE	

## COUPLING OPTIONS: Order Individually

Couplings	Code	
■ STRAIGHT 1.3" (32 mm) x 2.0" (51 mm)	COUP-XX*	

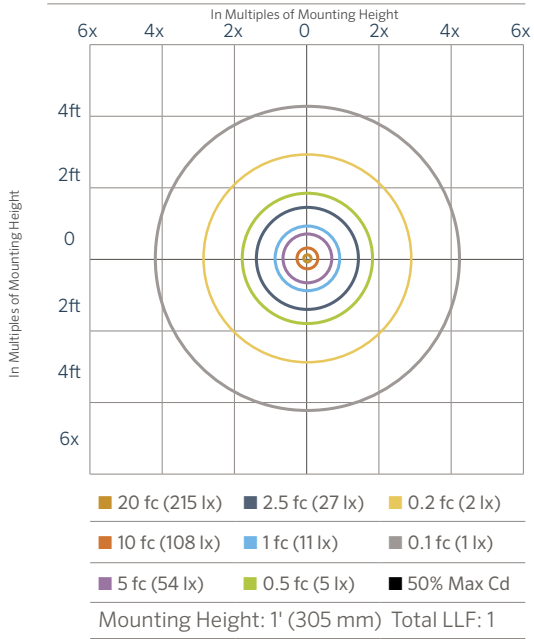
## RISER OPTIONS: Order Individually

Riser	Code	
■ ALUMINUM RISER 0.8" (21 mm) Diameter	YY-R-XX*	

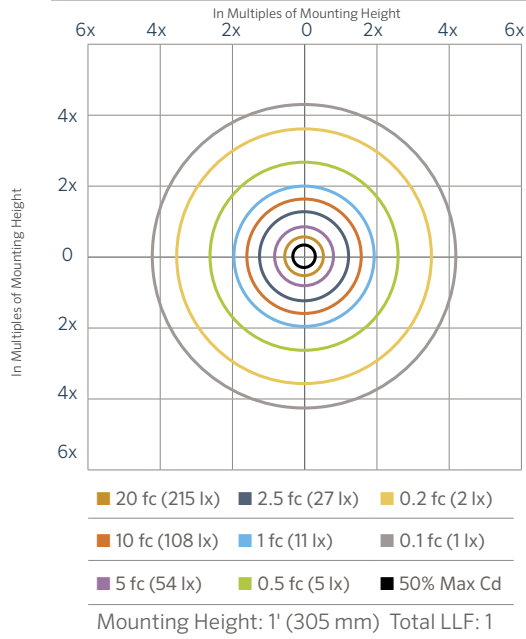
\*YY = riser height in inches (6" increments between 6" and 36"; 150 mm increments between 150 mm and 900 mm), XX = finish code

# TM Path Light PHOTOMETRICS

TM 3LED Isofootcandle Plot



TM 3LED Isofootcandle Plot



TM ZDC Isofootcandle Plot

