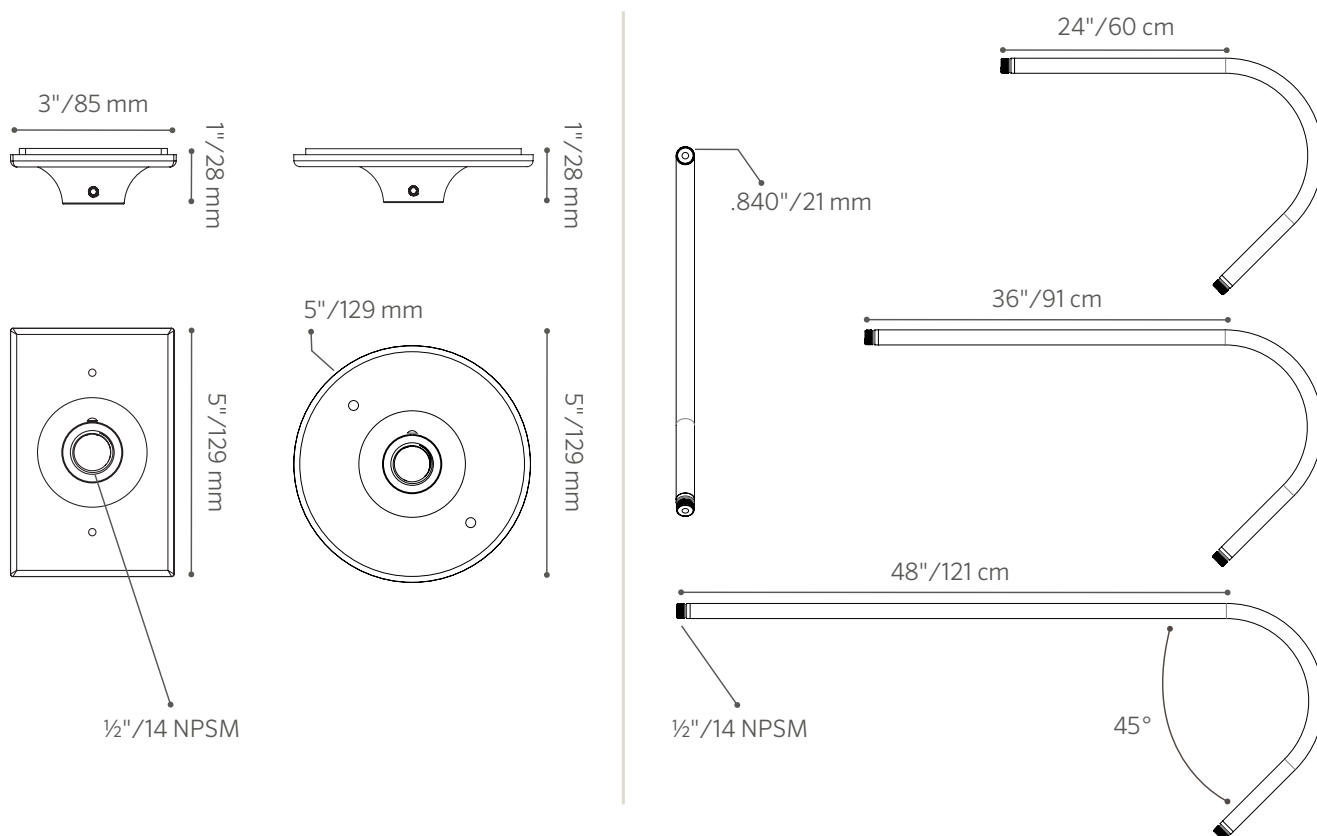




Use risers and junction box covers to illuminate signage with up lights or down lights. Choose from three riser lengths and single gang or round covers. Made of durable coated 6061 aluminum in 10 colors. ½ - 14 NPSM threads. Combine with FX Luminaire 90° and T-mount couplings for a custom look.

## Wall Plates and Sign Light Riser












# Wall Plates and Sign Light Riser

	ROUND WALL PLATE	1-GANG WALL PLATE	SIGN LIGHT RISER
<b>NO RISER</b>	WP-RD-050-XX	WP-1G-050-XX	
<b>24" RISER</b>			24R-SL-XX
<b>36" RISER</b>			36R-SL-XX
<b>48" RISER</b>			48R-SL-XX

\* Remove hyphens when ordering.  
 † XX indicates powder coat color code.

**POWDERCOAT**

-  **WG** = White Gloss
-  **FW** = Flat White
-  **SV** = Silver
-  **AL** = Almond
-  **BZ** = Bronze Metallic
-  **DG** = Desert Granite
-  **WI** = Weathered Iron
-  **VF** = Verde Speckle
-  **SB** = Sedona Brown
-  **FB** = Flat Black



1G wall plate



RD wall plate



1G wall plate with JB



RD wall plate with DE



1G wall plate with Sign Light Riser, Straight Coupling and JB



RD wall plate with Sign Light Riser, Straight Coupling and DE