



8165 E Kaiser Blvd. Anaheim, CA 92808  
www.lightlaboratory.com

Report No: L022211211



**Report No:** L022211211

**Issue Date:** 2/25/2022

**Report Prepared For:** FX Luminaire / Lumascape  
1940 Diamond Street, San Marcos, CA, 92078

**Model Number:** NL-3LED-DN-FW-wf / sQAD8-3LED-DN-WF-WT

**Test:** Photometric/Colorimetric/Electrical Test

**Standards Used:** Appropriate part or all test guidelines were used for test performed:

*IESNA LM79: 2019* Approved Methods for Electrical and Photometric Measurements of Solid-State Lighting Products

*ANSI NEMA ANSLG C78.377: 2017* Specification of the Chromaticity of Solid State Lighting Products

*ANSI C82.77-10:2014* Harmonic Emission Limits-Related Quality Requirements for Lighting Equipment

**Description of Sample:** Client submitted the sample. Received in working and undamaged condition. No modifications were necessary.

**Special Test Condition:** Fixture is tested with no special conditions.

**Date of Tests:** 2/22/22

**Seasoning of Sample:** No seasoning was performed in accordance with IESNA LM-79.

#### Equipment List

Equipment Used	Model No	Stock No	Calibration Due Date
Chroma Programmable AC Source	61604	PS-AC02	--
Yokogawa Digital Power Meter	WT210	MT-EL06-S4	4/7/23
HP Power Supply	6032A	PS-DC05-S2	--
Fluke Digital Thermometer	52K/J	MT-TP05	3/17/23
LLI Type C Goniophotometer System	RMG-C-MKII	CD-LL04-GC	--
LLI 2M Sphere	2MR97	CD-SN03-S2	--
LLI Spectroradiometer	SPR-3000	MT-SC01-S2	Before Use

### General Information

<b>Manufacturer:</b>	FX Luminaire / Lumascape
<b>Model Number:</b>	NL-3LED-DN-FW-wf / sQAD8-3LED-DN-WF-WT
<b>Driver Model Number:</b>	N/A

### Test Summary

<b>Total Lumens:</b>	332.00
<b>Efficacy:</b>	83.25
<b>Color Redering Index:</b>	83.3
<b>Correlated Color Temperature:</b>	2633
<b>Input Voltage (VDC):</b>	12.00
<b>Input Current (Amp):</b>	0.3642
<b>Input Power (W):</b>	3.99
<b>Input Power Factor:</b>	0.9120
<b>Current ATHD (%):</b>	39.5%

### Test Condition

<b>Ambient Temperature (°C):</b>	25.0
<b>Stabilization Time (Hours):</b>	0:30
<b>Total Operating Time (Hours):</b>	0:55


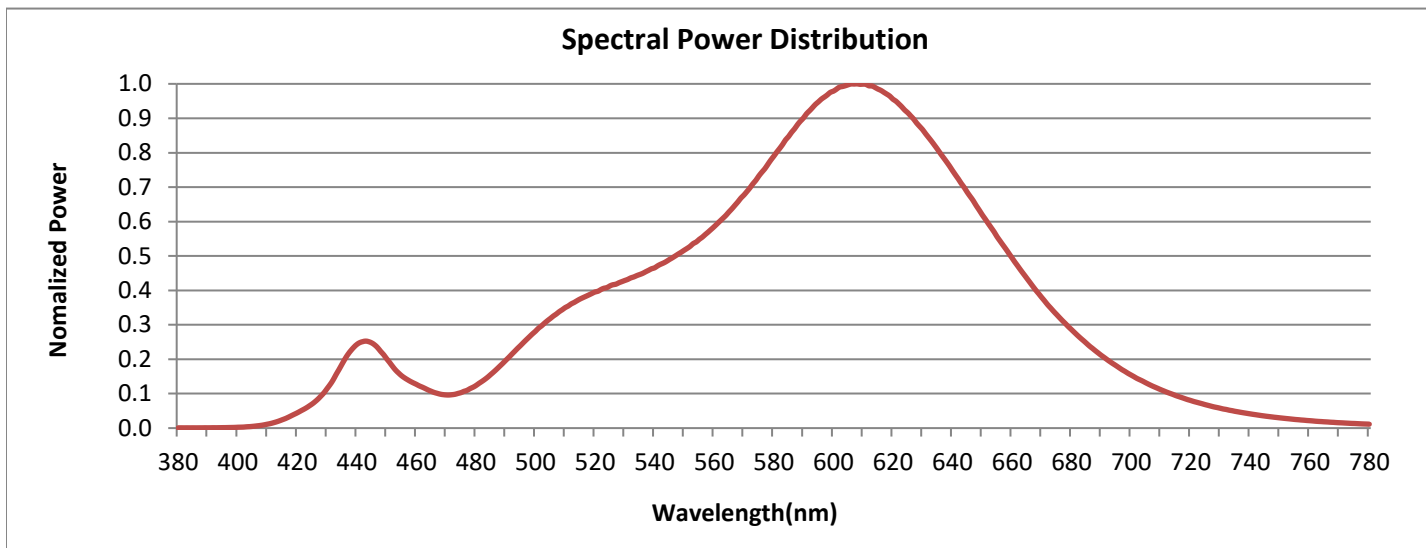


FIG. 1 LUMINAIRE

## Colorimetry Test Results

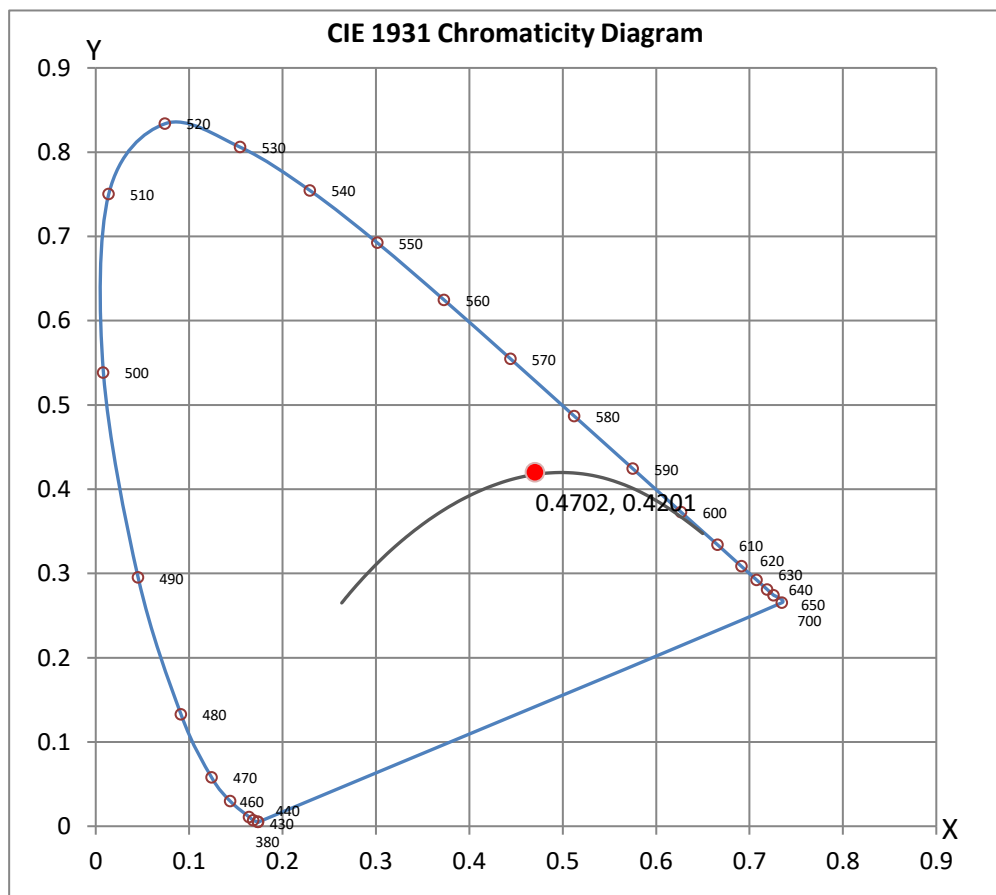


### CRI & CCT

x	0.4702
y	0.4201
u'	0.2649
v'	0.5325
CRI	83.30
CCT	2633
Duv	0.00265

### R Values

R1	81.06
R2	90.37
R3	97.77
R4	83.50
R5	82.26
R6	91.08
R7	82.78
R8	57.56
R9	7.19
R10	79.69
R11	84.68
R12	79.62
R13	82.94
R14	99.29
R15	71.96





8165 E Kaiser Blvd. Anaheim, CA 92808  
www.lightlaboratory.com

Report No: L022211211



## Test Methods

### Photometric Measurements - Goniophotometer

A Custom Light Laboratory Type C Rotating Mirror Goniophotometer was used to measure candelas(intensity) at each angle of distribution as defined by IESNA for the appropriate fixture type.

Ambient temperature is set to 25°C and is measured from the center of the fixture, within 1ft from the outside of the fixture. Temperature is maintained at 25°C throughout the testing process and the sample is stabilized for at least 30mins and longer as necessary for the sample to achieve stabilization.

Electrical measurements are measured using the listed equipment.

### Spectral Measurements - Integrating Sphere

A Sensing Spectroradiometer SPR-3000, in conjunction with Light Laboratory 2 meter integrating sphere was used to measure chromaticity coordinates, correlated color temperature(CCT) and the color rendering index(CRI) for each sample.

Ambient temperature is set to 25°C and is measured from the center of the fixture, within 1ft from the outside of the fixture. Temperature is maintained at 25°C throughout the testing process and the sample is stabilized for at least 30mins and longer as necessary for the sample to achieve stabilization.

Electrical measurements are measured using the listed equipment.

### Disclaimers:

The results related only to the samples as received and tested. This report must not be used by the customer to claim product certification, approval or endorsement by NVLAP, NIST or any agency of the Federal Government.

Report Prepared by : Kunjan Modi

Test Report Reviewed by:

Steve Kang  
Quality Assurance

*\*Attached are photometric data reports.*



8165 E. Kaiser Blvd. Anaheim, CA 92808  
www.lightlaboratory.com

## Photometric Test Report

### IES FLOOD REPORT

PHOTOMETRIC FILENAME : L022211211.IES

### DESCRIPTIVE INFORMATION (From Photometric File)

IESNA:LM-63-2002  
[TEST] L022211211  
[TESTLAB] LIGHT LABORATORY, INC. (www.lightlaboratory.com)  
[ISSUEDATE] 2/23/2022  
[MANUFAC] FX Luminaire / Lumascape  
[LUMCAT] NL-3LED-DN-FW-wf / sQAD8-3LED-DN-WF-WT  
[LUMINAIRE] Lumiled, 3LED, 2700K, Wide Flood (60°)  
[BALLASTCAT] N/A  
[OTHER] INDICATING THE CANDELA VALUES ARE ABSOLUTE AND  
[MORE] SHOULD NOT BE FACTORED FOR DIFFERENT LAMP RATINGS.  
[INPUT] 12VAC  
[TEST PROCEDURE] IESNA:LM-79-08

Note: Candela values converted from Type-C to Type-B

### CHARACTERISTICS

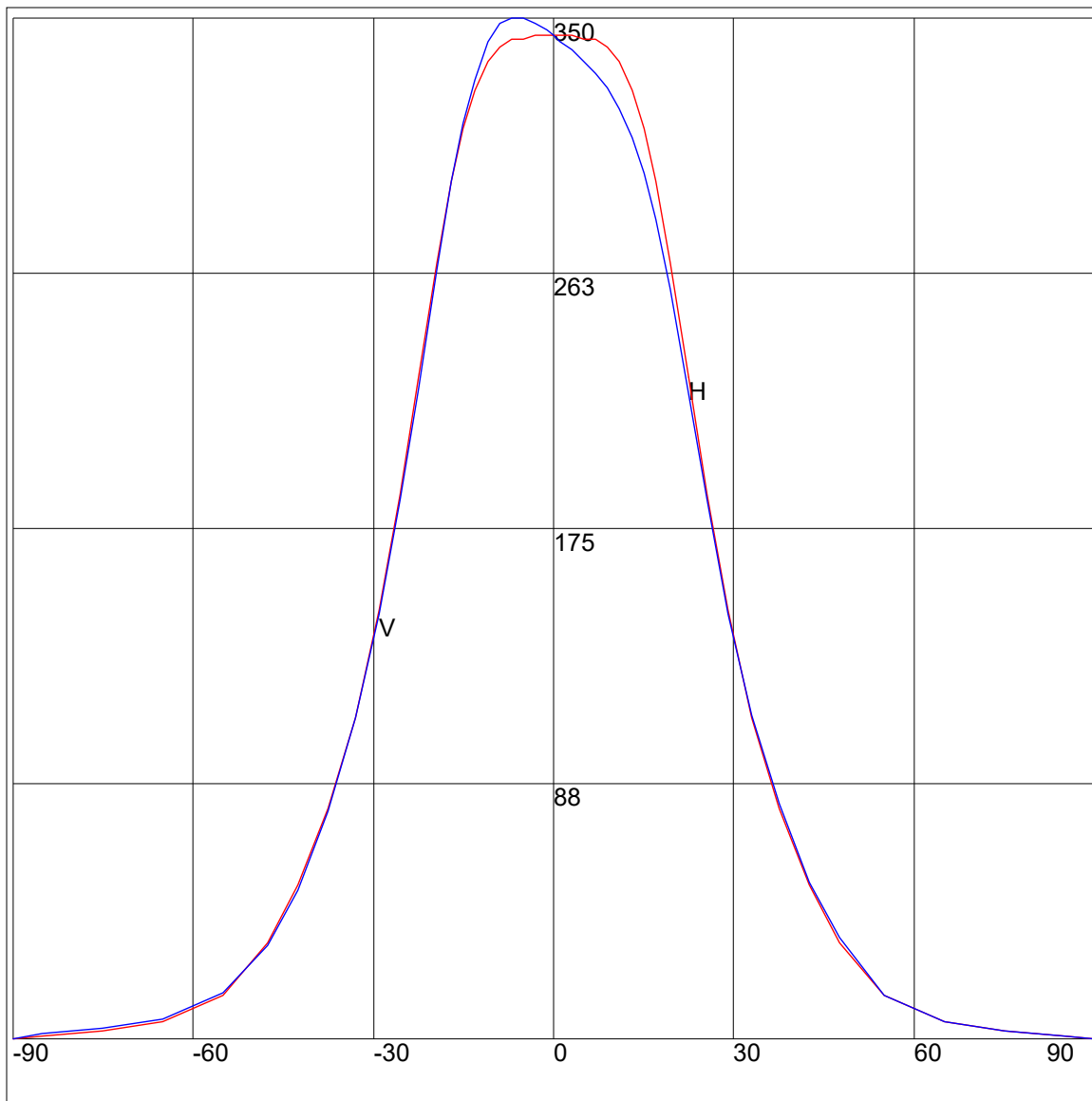
NEMA Type	5 H x 5 V
Maximum Candela	350
Maximum Candela Angle	-1H -7V
Horizontal Beam Angle (50%)	52.6
Vertical Beam Angle (50%)	52.8
Horizontal Field Angle (10%)	93.9
Vertical Field Angle (10%)	94.2
Lumens Per Lamp	N.A. (absolute)
Total Lamp Lumens	N.A. (absolute)
Beam Lumens	180
Beam Efficiency	N.A.
Field Lumens	298
Field Efficiency	N.A.
Spill Lumens	34
Luminaire Lumens	332
Total Efficiency	N.A.
Total Luminaire Watts	3.99
Ballast Factor	1.00

**IES FLOOD REPORT**  
**PHOTOMETRIC FILENAME : L022211211.IES**

**AXIAL CANDELA**

DEG.	HOR.	DEG.	VERT.
90	0	90	0
85	1	85	1
75	3	75	3
65	6	65	6
55	15	55	15
47.5	33	47.5	35
42.5	53	42.5	54
37.5	79	37.5	81
33	110	33	111
29	147	29	146
25.5	187	25.5	185
22.5	227	22.5	221
19.5	266	19.5	257
17	294	17	281
15	312	15	297
13	325	13	309
11	335	11	319
9	340	9	326
7	343	7	331
5	343	5	335
3	344	3	339
1	344	1	342
0	344	0	344
-1	344	-1	346
-3	344	-3	348
-5	343	-5	350
-7	343	-7	350
-9	340	-9	348
-11	335	-11	342
-13	325	-13	329
-15	312	-15	314
-17	294	-17	294
-19.5	266	-19.5	264
-22.5	227	-22.5	223
-25.5	187	-25.5	185
-29	147	-29	146
-33	110	-33	110
-37.5	79	-37.5	78
-42.5	53	-42.5	51
-47.5	33	-47.5	32
-55	15	-55	16
-65	6	-65	7
-75	3	-75	4
-85	1	-85	2
-90	0	-90	0

AXIAL CANDELA DISPLAY

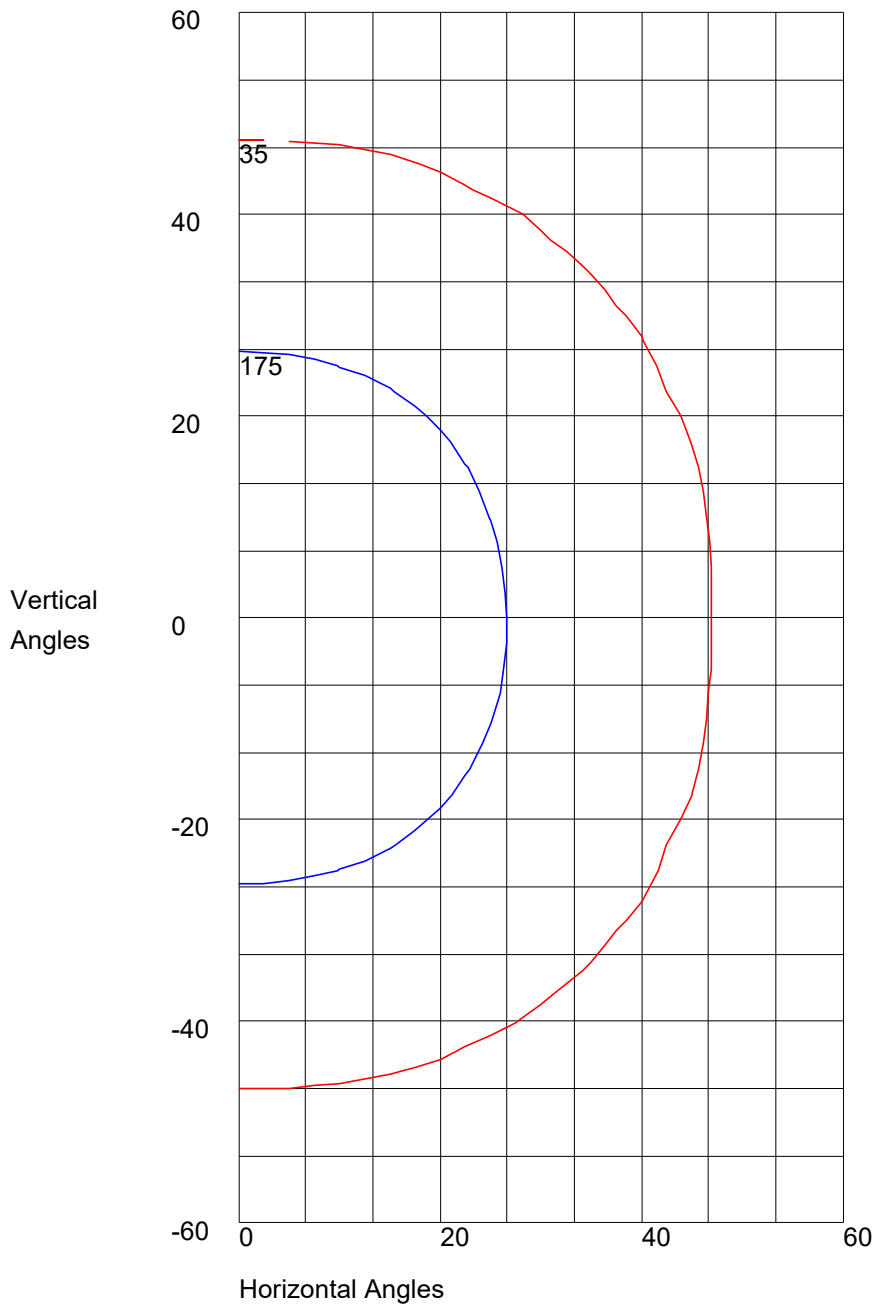


Maximum Candela = 350 Located At Horizontal Angle =-1, Vertical Angle =-7

H - Horizontal Axial Candela

V - Vertical Axial Candela

ISOCANDELA CURVES



Maximum Candela = 350 Located At Horizontal Angle =-1, Vertical Angle =-7  
50% Maximum Candela = 175  
10% Maximum Candela = 35