



MPL-DM-XX



MPZ-DM-XX



PDM-XX



MPJ-DM-XX

PROJECT _____

CATALOG # _____

TYPE _____

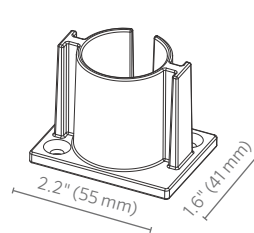
NOTES _____

DECK Mounts

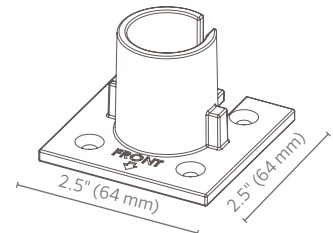
Solid brass or aluminum alloy construction.

Quick Facts

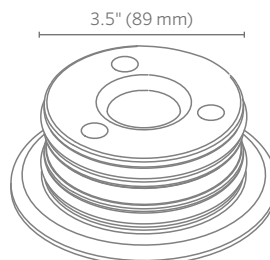
- Machined brass or die-cast aluminum
- Natural brass or powder coated finishes
- Tamper-resistant features



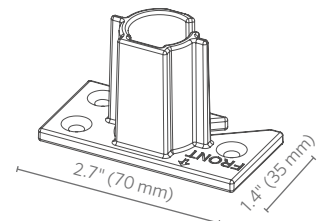
MPL-DM-XX



MPZ-DM-XX



PDM-XX



MPJ-DM-XX

DECK Mount Specifications

Model	Finish	
PDM	<ul style="list-style-type: none"> ■ BZ Bronze Metallic 	<ul style="list-style-type: none"> ■ SV Silver
MPL-DM*	<ul style="list-style-type: none"> ■ DG Desert Granite 	<ul style="list-style-type: none"> ■ WG White Gloss
MPJ-DM*	<ul style="list-style-type: none"> ■ WI Weathered Iron 	<ul style="list-style-type: none"> ■ FW Flat White
MPZ-DM*	<ul style="list-style-type: none"> ■ SB Sedona Brown 	<ul style="list-style-type: none"> ■ NP Nickel Plate
	<ul style="list-style-type: none"> ■ FB Black 	<ul style="list-style-type: none"> ■ BS Natural Brass
	<ul style="list-style-type: none"> ■ AL Almond 	

EXAMPLE CONFIGURATION: **PDM-FB**



Model Number	Description
PDM-XX**	Deck Mount for PM
MPL-DM-XX**	Deck Mount for M-PL and M-PK
MPJ-DM-XX**	Deck Mount for M-PJ
MPZ-DM-XX**	Deck Mount for M-PZ

*Powder-coat finishes only

**XX = Finish code