



PROJECT \_\_\_\_\_

CATALOG # \_\_\_\_\_

TYPE \_\_\_\_\_

NOTES \_\_\_\_\_

## SP/SP-A Path Light STANDARD PREMIUM

The SP/SP-A is designed for minimalist themes or compact spaces, where larger path lights just won't work. The beam spread provides maximum projection with minimum glare.

### Quick Facts

- Spun, machined, and extruded brass/copper or aluminum
  - Natural, powder coated, or antiqued copper/brass
  - G4 bi-pin lamp
- Compatible with Luxor® technology
  - Phase dimmable
  - Input voltage: 10-15V



# SP/SP-A Path Light SPECIFICATIONS

Output	LED20W
Total Lumens	35
Input Voltage	11 to 15V
Input Power (W):	1.2
VA	1.7
Efficacy (Lumens/Watt)	30
Color Rendering Index (CRI)	80+
Dimming	Phase*
Luxor Compatibility	
ZD Option	Use Luxor Cube (LCM-LV)
Minimum Rated Life (L70)	33,000 Hrs

\* For optimal performance, use a trailing-edge, phase-cut dimmer.

## FX Luminaire

FX Luminaire is an industry-leading manufacturer of landscape and architectural lighting products with a focus on the advancement of LED technology and digital lighting control with zoning, dimming, and color adjustment capabilities. We offer a full spectrum of specification-driven lighting fixtures that can be used to create elegant landscape lighting systems for commercial or residential applications. Our products are available exclusively via our extensive professional distributor network.

## Materials

Machined C360 brass or machined 6061 aluminum cap and reducer with stainless hardware. Spun C110 copper or aluminum top/shade and extruded C110 copper or aluminum riser.

## Lamp

G4 lamp base. Preinstalled T3 LED lamp option with G4 base offers a warm 2,700K color temperature with a minimum rated life (L70) 33,000 hours.

## Wiring

18 AWG (1 mm); SPT-1W; 220°F (105°C); 300V; 10' (3 m) length.

## Socket

Socket contains MoistureBlock™ technology, preventing moisture from wicking up into sealed areas of the fixture.

## Power

Input 10-15 VAC/VDC, 50/60 Hz. Remote transformer required (specify separately).

## Lens

Frosted glass lens with sandblasted softening feature.

## Finish

Polyester TGIC powder coat, providing superior outdoor weathering in all conditions. Tested to ASTM standards.

## Weight

2.0 lbs. (0.9 kg)

## Hardware

SP: Includes 10" (254 mm) ABS slotted installation spike.  
SP-A: ½"-14 (13 mm) NPS threads

## Ambient Operating Temperature

0°F to 140°F (-18°C to 60°C)

## Installation Requirements

Designed for installation in the downward lighting direction only.

## Control

Luxor zoning and dimming technology with use of Luxor Cube (LCM-LV). Luxor technology allows up to 250 groups, dimmable in 1% increments between 0 and 100%.

## Sustainability

Innovation meets conservation in the design and manufacturing of our products. Where we can, we use recycled materials while maintaining superior functionality. Our LED products provide high-quality light at optimal energy efficiency, lifespan, and durability.

## International Compliance

Compliant per IEC 60598-1 and IEC 60598-2-7 when used with ground mount ("GM-XX") accessory, or alternate mount greater than or equal to IP65.

## Manufacturing

ISO 9001:2015 certified facility

## Warranty

10-year limited warranty on fixture; 5-year limited warranty on preinstalled FX Luminaire LED lamp.

## Listings



# SP/SP-A Path Light ORDERING INFORMATION

Fixture	Material	Output	Riser Height	Finish	
SP*	[default] Brass	NL (No Lamp)	8R 8" (203 mm) Riser	CU** Natural Copper	FW Flat White
	A Aluminum	LED20W 20W Eq.; 1.1W, 1.7VA, 3,000K	12R 12" (305 mm) Riser	BZ Bronze Metallic	AL Almond
			18R 18" (457 mm) Riser	DG Desert Granite	SV Silver
			24R 24" (610 mm) Riser	WI Weathered Iron	AB** Antique Bronze
			36R 36" (914 mm) Riser	SB Sedona Brown	AT** Antique Tumbled
				FB Black	NP** Nickel Plate
				WG White Gloss	









\* Ships with Super Slot Spike (753900) \*\* Offered only as no lamp, 12" (305 mm) and 18" (457 mm) option only.

\*\* SP finish only

EXAMPLE FIXTURE CONFIGURATION: SP-LED20W-12R-BZ  -  -  -  -

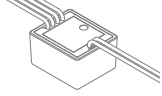
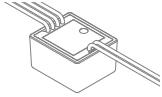
# SP/SP-A Path Light ORDERING INFORMATION

## MOUNTING OPTIONS: Specify Separately

Mounts	Catalog No.	
<b>LONG SLOT SPIKE</b> 2.5" (63 mm) x 12" (305 mm)	250015840000	
<b>SUPER J-BOX</b> 2.5" (63 mm) x 12" (305 mm)	SJ-XX*	
<b>POST MOUNT</b> 2.5" (63 mm) x 13" (330 mm)	PM-XX*	
<b>GROUND MOUNT</b> 2.7" (67 mm) Diameter	GM-XX* 	
<b>PROAIM® RATCHETING SPIKE</b> 4.0" (102 mm) x 4.0" (102 mm)	PARS	
<b>VERSABOX®</b> 2.2" (57 mm) x 1.5" (39 mm)	VB-050-XX*	
<b>MINI J-BOX</b> 3.5" (89 mm) x 1.3" (34 mm)	MJ-050-XX*	

\* YY = riser height in inches (6" increments between 6" and 36"; 150 mm increments between 150 mm and 900 mm), XX = finish code

## LUXOR® TECHNOLOGY OPTIONS: Specify Separately

Cubes	Code	
<b>LOW-VOLTAGE CUBE</b> Supports AC dimmable LEDs and incandescent; MAX LOAD: 60W/5A	LCM-LV	
<b>RELAY/0-10V CUBE</b> Supports relay switch; MAX LOAD: 250VAC/5A	LCM-RLY-010V	

## RISER OPTIONS: Specify Separately

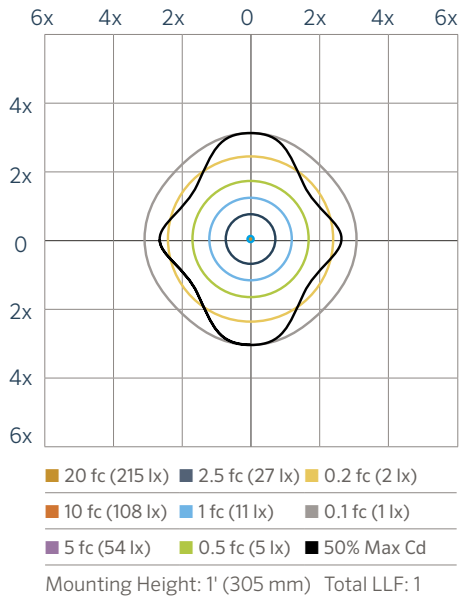
Riser	Code	
<b>RISER</b> 1.0" (25 mm) Diameter	YY-R-GT-XX*	

## COUPLING OPTIONS: Specify Separately

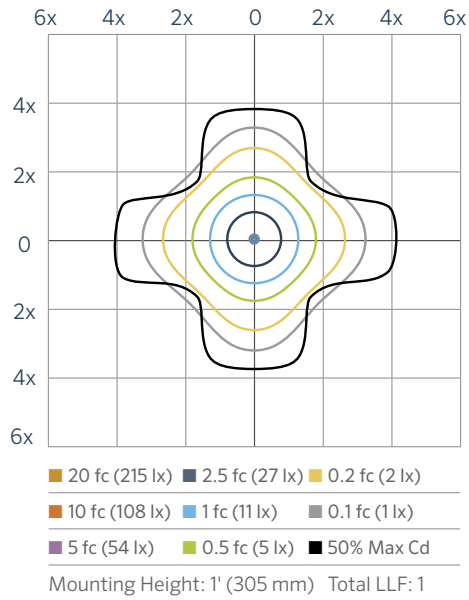
Couplings	Code	
<b>STRAIGHT</b> 1.3" (32 mm) x 2.0" (51 mm)	COUP-XX*	
<b>90° ELBOW</b> 1.3" (32 mm) x 2.0" (51 mm)	ELBW-050-XX*	

# SP/SP-A Path Light PHOTOMETRICS

SP/SP-A LED 10W Isofootcandle Plot

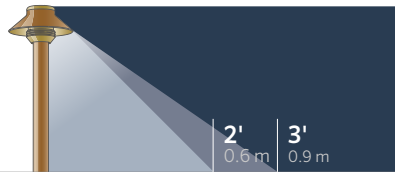


SP/SP-A LED 20W Isofootcandle Plot



## FIXTURE SPACING

### SP/SP-A-LED20W



fc	5.0	0.5	0.1
lux	50	5.0	1.0

Recommended spacing for area lights

**9' (2.7 m) Residential** applications at 0.1 fc (1.1 lx)

**6' (1.8 m) Commercial** applications at 0.5 fc (5.4 lx)

Cree is a registered trademark of Cree Inc. MoistureBlock is a trademark of DSM&T Co. Inc.

© 2019 Hunter Industries Inc. Hunter, FX Luminaire, all related logos, and all other trademarks are property of Hunter Industries, registered in the U.S. and other countries.