



Path Light
PRODUCT GUIDE

LANDSCAPE LIGHTING | fxl.com

FXLuminaire®

Experience all WALKS OF LIGHT



HC in copper



CB in copper after patina



FG in antique bronze

Use path lights to softly illuminate walkways while increasing safety and highlighting landscape features along the way.

FINISHES

Metals

					
CU-AB Antique Bronze on Copper	BS-AB Antique Bronze on Brass	CU-AT Antique Tumbled on Copper	BS-AT Antique Tumbled on Brass	CU Copper	NP+ Nickel Plate

Classic and CONTEMPORARY STYLES



M-PZ in bronze metallic








PL in black







PM in bronze metallic

Choose from a variety of styles in metal and powder coat finishes to complement an array of settings.

Powder Coats - Standard

				
BZ Bronze Metallic	FB Black	SB Sedona Brown	WI Weathered Iron	DG Desert Granite

Powder Coats - Specialty[†]

			
SV[†] Silver	AL[†] Almond	WG[†] White Gloss	FW[†] Flat White

[†]Fixture finishes are dependent on branch availability. Finishes not carried in the branch will result in additional lead time.

JS



Diameter: 6.3" (160 mm)
Height: 15.0" (381 mm)

DM



Diameter: 7.1" (180 mm)
Height: 16.2" (412 mm)

CA



Diameter: 7.4" (188 mm)
Height: 16.2" (394 mm)

CV



Diameter: 7.1" (180 mm)
Height: 15.8" (401 mm)

PL



Diameter: 6.0" (152 mm)
Height: 15.0" (381 mm)

TM



Diameter: 5.0" (127 mm)
Height: 15.0" (381 mm)

RW



Diameter: 3.9" (98 mm)
Height: 14.0" (356 mm)

PM



Diameter: 2.5" (64 mm)
Height: 14.0" (279 mm)

M-PZ



Width: 2.5" (64 mm)
Height: 22.1" (561 mm)

M-PJ



Width: 2.8" (71 mm)
Height: 22.1" (561 mm)

M-PK



Width: 2.2" (56 mm)
Height: 22.5" (572 mm)

M-PL



Width: 2.2" (55 mm)
Height: 21.3" (541 mm)

DESIGNER + Color ▾

TD



Diameter: 5.0" (127 mm)
Height: 18.0" (457 mm)

FG



Diameter: 5.0" (127 mm)
Height: 22.0" (559 mm)

DESIGNER ▾

HC



Diameter: 3.6" (92 mm)
Height: 15.5" (394 mm)

PF



Diameter: 4.0" (102 mm)
Height: 15.0" (381 mm)

SC



Diameter: 4.7" (119 mm)
Height: 15.5" (394 mm)

PR



Diameter: 3.8" (97 mm)
Height: 14.7" (374 mm)

STANDARD ▾

SP(-A)



Diameter: 3.6" (91 mm)
Height: 15.5" (394 mm)

DL(-A)



Diameter: 6.3" (160 mm)
Height: 15.5" (394 mm)

PF(-A)



Diameter: 4.0" (102 mm)
Height: 15.0" (381 mm)

DM(-A)



Diameter: 7.1" (180 mm)
Height: 16.2" (412 mm)

STANDARD ▾

SC



Diameter: 4.7" (119 mm)
Height: 15.5" (394 mm)

CA(-A)



Diameter: 7.4" (188 mm)
Height: 16.2" (412 mm)

PR



Diameter: 3.8" (97 mm)
Height: 14.7" (374 mm)

CV



Diameter: 7.1" (180 mm)
Height: 15.8" (401 mm)

C-PL-4



Diameter: 4.3" (109 mm)
Height: 21.0" (523 mm)

C-PL-7



Diameter: 6.5" (165 mm)
Height: 21.5" (546 mm)

DP



Diameter: 2.9" (74 mm)
Height: 13.5" (343 mm)

AL



Diameter: 6.0" (152 mm)
Height: 27.5" (699 mm)

TD



Diameter: 5.0" (127 mm)
Height: 18.0" (457 mm)

FG



Diameter: 5.0" (127 mm)
Height: 22.0" (559 mm)

GT



Diameter: 7.4" (188 mm)
Height: 14.0" (356 mm)

