


Luxor CUBE Accessory

DESIGNER



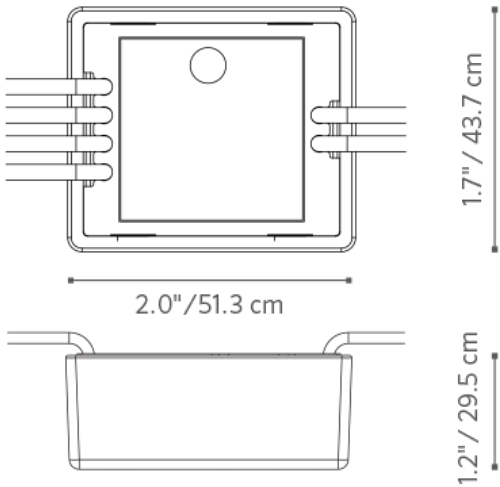
|           |
|-----------|
| PROJECT   |
| CATALOG # |
| TYPE      |
| NOTES     |

With the Luxor CUBE, the Luxor controller can now zone and dim other brands of low voltage and line voltage light fixtures. In addition to controlling carriage, entry pillar, and holiday or bistro lights, the CUBE even allows control of water feature pumps, automatic gates, and any item with a relay input. The CUBE is available in three models: Low Voltage, High Voltage, and a combined relay and 0-10V.

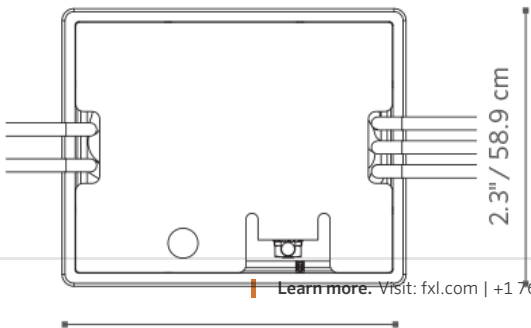
Quick Facts

- Adds zoning and dimming capabilities to other brands lighting fixtures and outdoor elements
- Fully potted
- Three models: Low Voltage Cube (LCM-LV), Line Voltage Cube (LCM-HV), and Relay / 0-10V Cube (LCM-RLY010V)
- Direct burial

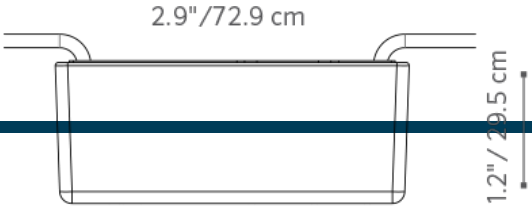
LV AND RLY MODELS



HV MODELS



# Luxor CUBE Accessory SPECIFICATIONS



About FX Luminaire

As a leading manufacturer of landscape and architectural lighting, FX Luminaire provides innovative products, resources, and support to help customers bring their visions to life. The company offers a range of specification-driven solutions, including fixtures, controls, and accessories, to enhance residential and commercial landscapes.

Warranty

Listings

[field\_spec\_builder\_mount] [field\_spec\_builder\_mount]

| Fixture | CUBE Option               | Finish |
|---------|---------------------------|--------|
| LCM     | HV<br>(Line Voltage CUBE) |        |
|         | LV<br>(Low Voltage CUBE)  |        |
|         | RLY010V<br>(Relay CUBE)   |        |

—

EXAMPLE FIXTURE CONFIGURATION: LCM-XX-XXXX-XX

