

TD Standard Path Light

STANDARD PREMIUM



PROJECT

CATALOG #

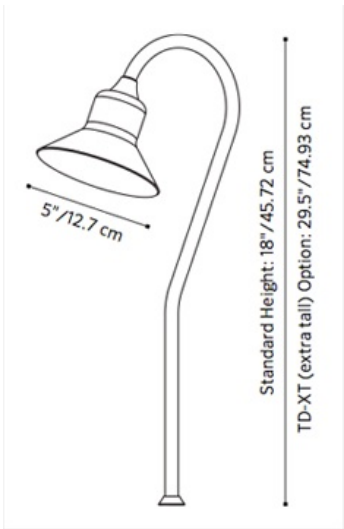
TYPE

NOTES

The TD is one of the few pathlight fixtures that can bridge the architectural gap of a white picket fenced home in Martha's Vineyard to a desertscape in Scottsdale. The simple symmetry and slender silhouette allows the TD to slip subtly into secluded sanctuaries. Using a direct downlight design, the TD is FX's highest efficiency luminaire. The 12-watt lamp allows the TD to be as bright on the ground as 20 watts in most similar style pathlights. The asymmetrical elliptical lighting pattern pushes the light out in front of the TD making it great for area lighting from the perimeter.

Quick Facts

- Copper/brass construction
- Natural, powder coated, or antiqued copper/brass
- Incandescent lamp
- Input voltage: 10-15V



About FX Luminaire

As a leading manufacturer of landscape and architectural lighting, FX Luminaire provides innovative products, resources, and support to help customers bring their visions to life. The company offers a range of specification-driven solutions, including fixtures, controls, and accessories, to enhance residential and commercial landscapes.

Materials

Die-cast aluminum A380 housing, top/shade and riser.

LED

G4 lamp base. Preinstalled T3 LED lamp option with G4 base offers a warm 2,700K color temperature with a minimum rated life (L70) 33,000 hours.

Threads

Machined with 1/2"-14 (13 mm) NPSM threads.

Finish

Two-layer protection of sulfuric acid anodization and polyester TGIC powder coat, providing superior outdoor weathering in all conditions. Tested to ASTM standards.

Hardware

Includes ABS long slotted spike for ground mounting.

Wiring

18 AWG (1 mm); SPT-1W; 220°F (105°C); 300V; 10' (3 m) length without riser.

Sockets

Socket contains MoistureBlock™ technology, preventing moisture from wicking up into sealed areas of the fixture.

Power

Input 10-15VAC/VDC 50/60Hz. Remote transformer required (specify separately).

Weight

4.0 lbs. (1.8 kg)

Lens

Frosted polycarbonate lens with high tolerance for thermal expansion, stress, and abuse.

International Compliance

Compliant per IEC 60598-1 and IEC 60598-2-7 when used with ground mount ("GM-XX") accessory, or alternate mount greater than or equal to IP65.

Ambient Operating Temperature

0°F to 140°F (-18°C to 60°C)

Installation Requirements

Designed for installation in the downward lighting direction only.

Control

ZD or ZDC utilizes Luxor technology to zone light fixtures in up to 250 groups, dim each group in 1% increments between 0 and 100%, or change to one of 30,000 colors with RGBW LEDs. Add the Luxor Cube to this fixture to add zoning and dimming capabilities with either Luxor controller.

Warranty

Listings



TD Standard Path Light ORDERING INFORMATION


[field_spec_builder_mount] [field_spec_builder_mount]

Fixture	Power	Finish
TD	12 12W Incandescent	BZ Bronze Metallic
	18 18W Incandescent	FB Black
	25 25W Incandescent	DG Desert Granite
		WI Weathered Iron
		SB Sedona Brown
		FW Flat White
		SV Silver
		CU Copper
		NP Nickel Plate



EXAMPLE: TD-25-BZ

Spacing for minimum footcandle (fc) illumination on level ground:













Note: 1fc for commercial projects / .3fc for residential projects

Footcandles:



Distance	TD-12	TD-18
4'	1.2	1.7
6'	.27	.53
8'	.08	.53
10'	.15	.27
12'	.08	.18
14'	.03	.09
16'	.01	.03
18'		.01



For conversion to lumens, multiply footcandles x 10.

MOUNTING OPTIONS: Specify Separately

Mounts	Catalog No.		Mounts	Catalog No.	
Long Slot Spike	250015840000		Three-Prong Spike	250020020000	
Super Slot Spike	753900		Mini J-Box for ½" Thread	MJB-050-XX*	
ProAim® Ratcheting Spike	PARS		Post Mount for 1.5" Schedule 40 Post Mounting with ½" Thread	PM-XX*	
Super J-Box Spike	SJ-XX*		VersaBox® Mount with ½" Thread	VB-050-XX*	
Variable Height Riser for Up Lights	VHR-UL		1.0" (25 mm) Copper Riser for GT Path Light	YY*-R-GT-XX*	

POWER OPTIONS: Specify Separately

Power	Catalog No.	
Luxor CUBE- Low-voltage	LCM-LV	
Step-Down Transformer, UV (120/277 V to 12 V)	ST-UV	

Power	Catalog No.	
Plug-In Transformer, 6 W	MT-6W	
Surge Protection Module	SURGE-MOD	
-		