

VO Wall Light

DESIGNER PREMIUM



PROJECT

CATALOG #

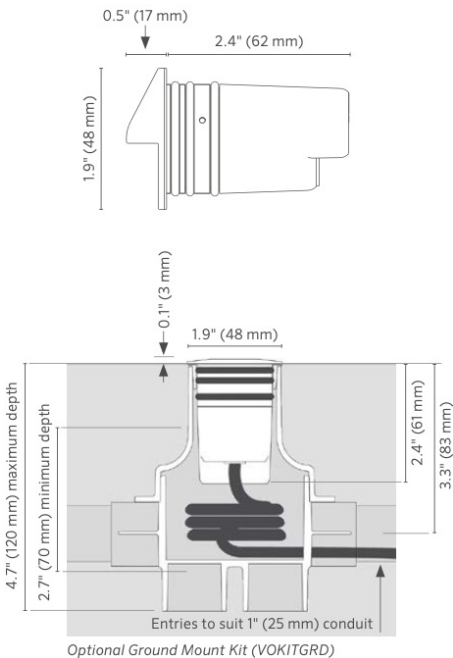
TYPE

NOTES

The VO In-Grade/Wall Light includes a sturdy installation sleeve ideal for landscape applications. Premium stainless steel construction ensures long-lasting performance in a range of settings, from concrete hardscapes to subterranean environments.

Quick Facts

- 316 marine-grade stainless steel
- Four faceplate options for maximum design flexibility
- Compatible with Luxor® technology
- Phase and PWM dimmable
- Input voltage: 10-15V



Output	1LED (ST)	1LED (RD)	1LED (GW180)	1LED (GW360)
Total Lumens	178	98	10	20
Input Voltage	10 to 15V	10 to 15V	10 to 15V	10 to 15V
Input Power (W)	3.1	3.1	3.1	3.1
VA	4.2	4.2	4.2	4.2
Efficacy (Lumens/Watt)	64	33	4	8
Color Rendering Index (CRI)	80+	80+	80+	80+
Center Beam Candlepower	431	300	--	--
CCT	2,700K	2,700K	2,700K	2,700K
Max Candela	51	51	17	10
Dimming	PWM, Phase	PWM, Phase	PWM, Phase	PWM, Phase
RGBW Available	No	No	No	No
Luxor Compatibility				
Z Option	--	--	--	--
ZD Option (default)	Zoning/Dimming	Zoning/Dimming	Zoning/Dimming	Zoning/Dimming
ZDC Option	--	--	--	--
Minimum Rated Life (L70 B10)	55,000 Hrs	55,000 Hrs	55,000 Hrs	55,000 Hrs

About FX Luminaire

As a leading manufacturer of landscape and architectural lighting, FX Luminaire provides innovative products, resources, and support to help customers bring their visions to life. The company offers a range of specification-driven solutions, including fixtures, controls, and accessories, to enhance residential and commercial landscapes.

Materials

316 Marine-Grade Stainless Steel bezel with polymer housing.

LED

Lumileds®

Optics

Low-glare shielding with 30° beam angle.

Configuration

Integrated driver.

Finish

Natural stainless steel

Hardware

Stainless steel

Wiring

Flexible rubber cable

Power

Remote transformer required (specify separately).

Dimming

Luxor® control or a trailing-edge (reverse phase-cut) dimmer.

Housing

Polymer

Weight

0.9 lb (0.4 kg)

Installation Accessories (Included)

Installation sleeve.

Lens

Frosted

Ambient Operating Temperature

-4°F to 122°F (-20°C to 50°C)

Input Voltage

12-15 Vac, 60 Hz

Power Consumption

Specified power consumption indicates the full apparent power.

Thermal Management

CoolDrive™ onboard thermal monitoring and control.

Installation Requirements

Designed for in-ground or recessed wall mounting. For conduit installs, swap green O-rings to orange O-rings for fit with 1.5" schedule 40 PVC, or use the green O-rings and install with included conduit.

Control

The Luxor Controller utilizes Luxor Technology to zone luminaires in up to 250 groups and dim each group in 1% increments between 0% and 100%.

Manufacturing

ISO 9001:2015 certified facility


Lifetime

>60,000 hours (L70, B10, TM21 Reported)

Warranty

10 Years

Listings



[field\_spec\_builder\_mount] [field\_spec\_builder\_mount]

Fixture	Control	Power	Faceplate	Finish
VO	ZD Zone/Dim with Luxor	1 LED 3.1W/4.2VA	RD Round	SS Stainless Steel
			ST Spot	
			GW-180 (Ground Wash 180°)	
			GW-360 (Ground Wash 360°)	



EXAMPLE FIXTURE CONFIGURATION: VO-XX-XXXX-XX

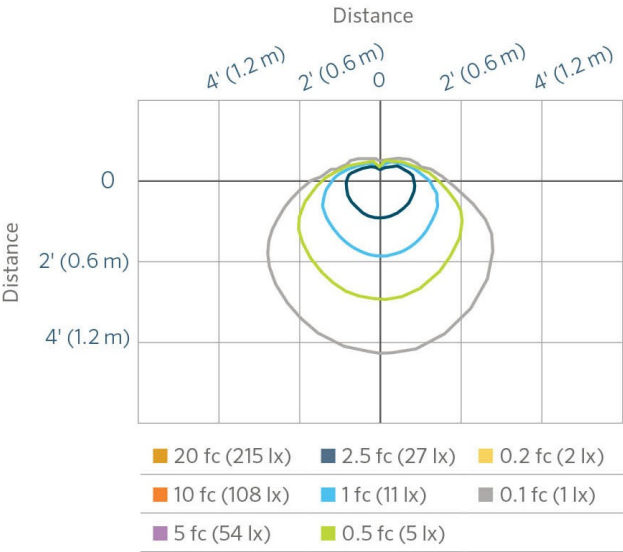
VO-ST 1 LED - Illuminance at a Distance

Distance	Center Beam fc	Beam Width	
Feet (Meters)	Foot-Candles (Lux)	Vertical : 33.2 °	Horizontal : 35.8 °
2.0' (0.6 m)	107.0 fc (1,152 lx)	1.2' (0.4 m)	1.3' (0.4 m)
4.0' (1.2 m)	26.7 fc (287 lx)	2.4' (0.7 m)	2.6' (0.8 m)
6.0' (1.8 m)	11.9 fc (128 lx)	3.6' (1.1 m)	3.9' (1.2 m)
8.0' (2.4 m)	6.7 fc (72 lx)	4.8' (1.5 m)	5.2' (1.6 m)
10.0' (3.1 m)	4.3 fc (46 lx)	6.0' (1.8 m)	6.5' (2.0 m)
12.0' (3.7 m)	3.0 fc (32 lx)	7.2' (2.2 m)	7.8' (2.4 m)

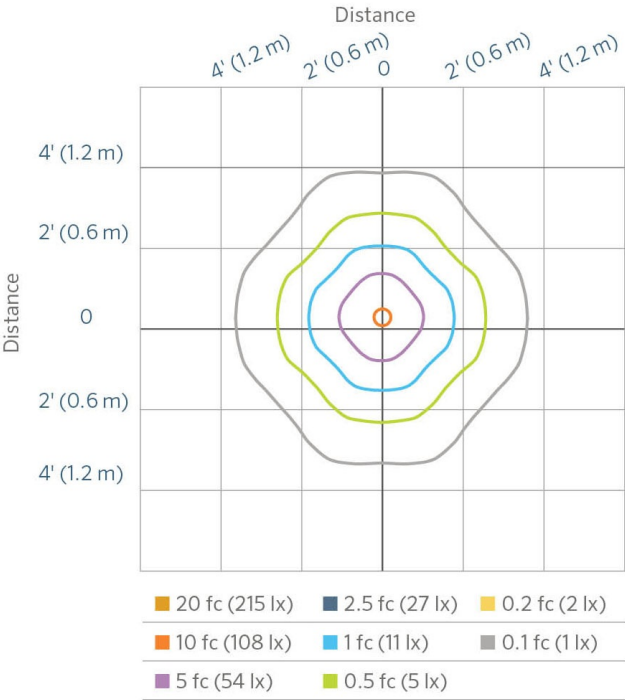
VO-RD 1 LED - Illuminance at a Distance

Distance	Center Beam fc	Beam Width	
Feet (Meters)	Foot-Candles (Lux)	Vertical : 20.7 °	Horizontal : 34.2 °
0.5' (0.2 m)	21.9 fc (236 lx)	0.18' (0.1 m)	0.31' (0.1 m)
1.0' (0.3 m)	5.48 fc (58 lx)	0.36' (0.1 m)	0.62' (0.2 m)
1.5' (0.5 m)	2.44 fc (26 lx)	0.55' (0.2 m)	0.92' (0.3 m)
2.0' (0.6 m)	1.37 fc (15 lx)	0.73' (0.2 m)	1.23' (0.4 m)
2.5' (0.8 m)	0.88 fc (9 lx)	0.91' (0.3 m)	1.54' (0.5 m)
3.0' (0.9 m)	0.61 fc (7 lx)	1.09' (0.3 m)	1.85' (0.6 m)

VO-GW180 1LED Isofootcandle Plot



VO-GW360 1LED Isofootcandle Plot



MOUNTING OPTIONS: Specify Separately

Mounts	Catalog No.	Mounts	Catalog No.
Ground Mount Kit for the VO In-Grade/Wall Light	VO-KITGRD		