

CA-51 Accent Light STANDARD PLUS

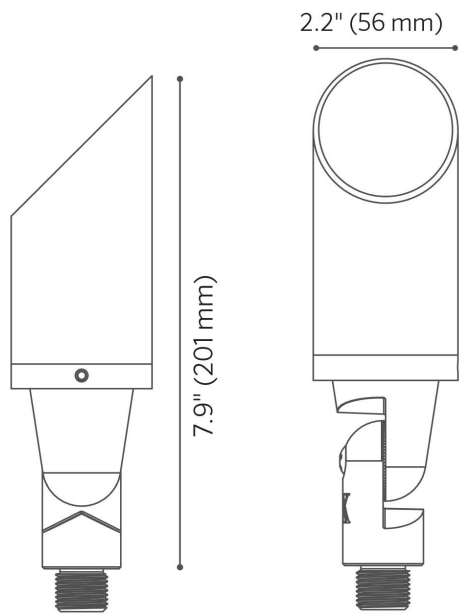


PROJECT
CATALOG #
TYPE
NOTES

Combining elegant design with a durable, select brass construction, the Cora CA-51 Accent Light was built to outlast any landscape. Featuring black oxide stainless steel hardware for an extra layer of corrosion resistance, this multifunctional up/down light is especially well-suited for coastal regions and projects with modest budgets. Its accessory-friendly design also offers compatibility with various mounts and lenses.

Quick Facts

- Multidirectional fixture offers up/down capability for added design flexibility
- Solid brass construction and black oxide stainless steel hardware deliver strong corrosion resistance
- Antique bronze finish provides increased durability and elegant look
- Fully potted on the inside to prevent water intrusion in any orientation
- MR-16 lamp
- 10' (3 m) or 26' (8 m) lead



CA-51 Accent Light SPECIFICATIONS

	ECO20WFL	ECO50WFL	LED20WFL	LED35WFL	LED50WFL
Total Lumens (lm)	395	515	180	250	320
Power Consumption (VA)	6.0	8.5	4.3	5.4	6.5
Efficacy (lm/W)	69	67	79	75	95
Correlated Color Temperature (CCT)	2700K	2700K	2700K	2700K	2700K
CRI (Ra)	83+	83+	85+	85+	85+
Beam Angle	30°	30°	35°	35°	35°
Maximum Candela (cd)	740	1,050	--	--	--
Input Voltage (V)	10-15	10-15	10-15	10-15	10-15
Minimum Rated Life (L70)	30,000 Hrs	30,000 Hrs	40,000 Hrs	40,000 Hrs	40,000 Hrs

CA-51 Accent Light SPECIFICATIONS

About FX Luminaire

As a leading manufacturer of landscape and architectural lighting, FX Luminaire provides innovative products, resources, and support to help customers bring their visions to life. The company offers a range of specification-driven solutions, including fixtures, controls, and accessories, to enhance residential and commercial landscapes.

Materials

Select brass housing and shield with black oxide stainless steel hardware

Threads

½"-14 NPSM

Dimming

Primary: Consult transformer specifications. Secondary: Luxor® control (with ZD lamp) or a trailing-edge (reverse phase-cut) dimmer

Adjustability

Compress-and-lock features prevent slip after installation. Offers 9° increments of adjustability over 220° of vertical alignment.

Finish

Antique Bronze finish sealed with a clear TGIC powder-coat layer

Hardware

Black oxide stainless steel adjustment screws.

Wiring

18 AWG (1 mm); SPT-1W; 220°F (105°C); 300 V; 10' (3 m) or 26' (8 m) length, measured from the light aperture

Sockets

MR-16 GU5.3 socket with retaining clips. Ceramic socket base with heat-resistant contact pad. Stainless steel retaining clips ensure high spring force retention.

Glare Control

45° angled shield

Weight

2.0 lb (0.9 kg)

Installation Accessories (Included)

Item ships with a 7" ABS slotted stake or wall mount.

Lens

OptiClear™ tempered glass for exceptional optical purity and load strength

Ambient Operating Temperature

0°F to 140°F (-18°C to 60°C)

Input Voltage

10 to 15 VAC/VDC, 50/60 Hz
Remote transformer required (specify separately)

Installation Requirements

Designed for installation in the upward or downward lighting directions

Lens Transparency

Clear

Manufacturing

ISO 9001:2015 certified facility

Warranty


Fixture: 10-year limited
Included Lamp: 5-year limited

Listings



CA-51 Accent Light ORDERING INFORMATION

[field_spec_builder_mount] [field_spec_builder_mount]

Fixture	Power	Mounting	Finish	Wire Lead
CA-51	ECO20WFL 6.0 VA, 2700K, 30° LED MR-16 lamp (Eco LED lamp series)	[default] Super Slot Spike included	AB Antique Bronze	 [default] 10' (3 m) lead
	ECO50WFL 8.5 VA, 2700K, 30° LED MR-16 lamp (Eco LED lamp series)	MT MJB Wall-Mounted Junction Box included		[default] 26' (8 m) lead with MT option
	LED20WFL 4.3 VA, 2700K, 35° LED MR-16 lamp (PRO lamp series)	SK Super Slot Spike included		XL 26' (8 m) Lead
	LED35WFL 5.4 VA, 2700K, 35° LED MR-16 lamp (LED lamp series)			
	LED50WFL 6.5 VA, 2700K, 35° LED MR-16 lamp (PRO lamp series)			
	ZD35WFL 5.4 VA, 2700K, 35° LED MR-16 lamp (ZD lamp series)			
	NL Lamp not included			

-

-

-

-

CA51-XXXXXXXX-XX-AB


















CA-51-ECO20WFL-AB - Illuminance at a Distance

Distance	Center Beam fc	Beam Width	
Feet (Meters)	Foot-Candles (Lux)	Vertical : 32 °	Horizontal : 33 °
50' (15 m)	0.3 fc (3 lx)	28' (9 m)	29' (9 m)
40' (12 m)	0.5 fc (5 lx)	23' (7 m)	23' (7 m)
30' (9 m)	0.8 fc (9 lx)	17' (5 m)	18' (5 m)
20' (6 m)	1.8 fc (19 lx)	11' (3 m)	12' (4 m)
10' (3 m)	7.4 fc (80 lx)	6' (2 m)	6' (2 m)

CA-51-ECO50WFL-AB - Illuminance at a Distance

Distance	Center Beam fc	Beam Width	
Feet (Meters)	Foot-Candles (Lux)	Vertical : 29 °	Horizontal : 29 °
50' (15 m)	0.4 fc (4 lx)	26' (8 m)	26' (8 m)
40' (12 m)	0.7 fc (8 lx)	21' (6 m)	21' (6 m)
30' (9 m)	1.2 fc (13 lx)	16' (5 m)	15' (5 m)
20' (6 m)	2.6 fc (28 lx)	11' (3 m)	10' (3 m)
10' (3 m)	10.5 fc (113 lx)	5' (2 m)	5' (2 m)










MOUNTING OPTIONS: Specify Separately

Mounts	Catalog No.		Mounts	Catalog No.	
Long Slot Spike	250015840000		Three-Prong Spike	250020020000	
Lock Ring	250030410000SP		Super Slot Spike	753900	
Mini Mount for Cora Collection	BM-050-C-AB		CE Certified Spike	eKitSpike	
Gutter Mount	GM-SS		Ground Mount for 2.0" Schedule 40 Post Mounting with 1/2" Thread	GM-XX*	
Mini J-Box for 1/2" Thread	MJB-050-XX*		ProAim® Ratcheting Spike	PARS	
Post Mount for 1.5" Schedule 40 Post Mounting with 1/2" Thread	PM-XX*		1.25" (32MM) Select Brass Riser	RSR-S-125-XX*-R-MF-B-AB	
Super J-Box Spike	SJ-XX*		TreeBox® Mount with 1/2" Thread	TB-XX*	
Tree Ring	TR-YY*-8P-XX*		VersaBox® Mount with 1/2" Thread	VB-050-XX*	
Variable Height Riser for Up Lights	VHR-UL				

GLARE CONTROL: Specify Separately

















Glare Control	Catalog No.		Glare Control	Catalog No.
Hex Baffle for MR-16 LED Lamps	250015260000			

LENS OPTIONS: Specify Separately





Lenses	Catalog No.		Lenses	Catalog No.	
MR16 Linear Spread Lens	250013550000		Frosted Lens for MR-16 LED Lamps	250015170000	
MR16 Foliage Enhancing Green Dichroic Lens	250015180000		MR16 Color Cooling Lens, +600K shift	250015190000	
MR16 Color Softening Lens, +100K shift	250015200000		MR16 Green Light Dichroic Lens	250015210000	
MR16 Red Light Dichroic Lens	250015220000		MR16 Color Warming Lens, -200K shift	250015230000	
MR16 Solite Spread Lens	250015240000				

CA-51 Accent Light ORDERING INFORMATION

POWER OPTIONS: Specify Separately

Power	Catalog No.		Power	Catalog No.	
Low-Voltage Dimmer	DIM-LV		DX Controller, 150 W, Matte Gray	DX150M	
DX Controller, 150 W, Stainless Steel	DX150SS		DX Controller, 300 W, Matte Gray	DX300M	
DX Controller, 300 W, Stainless Steel	DX300SS		EX Transformer, 150 W, Matte Gray	EX-150-M	
EX Transformer, 150 W, Stainless Steel	EX-150-SS		Luxor CUBE- Low-voltage	LCM-LV	
Mini Plug-In Transformer, 30 W	MT-30W		Plug-In Transformer, 6 W	MT-6W	
PX Transformer, 300 W	PX-300-SS		PX Transformer, 600 W	PX-600-SS	
PX Transformer, 900 W	PX-900-SS		Step-Down Transformer, Dimmable (120 V to 12 V)	ST-120-DIM	
Step-Down Transformer, UV (120/277 V to 12 V)	ST-UV		Surge Protection Module	SURGE-MOD	

SPLICING OPTIONS: Specify Separately

Splicing	Catalog No.		Splicing	Catalog No.	
Brass Lug Wire Connectors, 2-pack	WCHSBS2		Brass Lug Wire Connectors, 50-item Bulk Pack	WCHSBS50	
Heat Shrink Wire Connectors, 20-pack, Medium	WCHSMD20		Heat Shrink Wire Connectors, 20-pack, Small	WCHSSM20	
Ratcheting Crimper Tool	WCHSTOOL	