



PROJECT

CATALOG #

TYPE

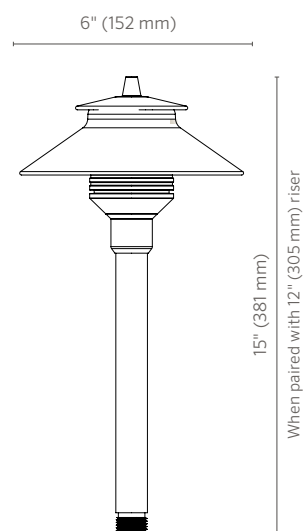
NOTES

PL Path Light STANDARD PLUS

The wider angle of the PL allows broader lighting for larger spaces. Available in powder-coated aluminum.

Quick Facts

- Die-cast aluminum
 - Two-layer marine-grade anodization and powder coat finish
- G4 bi-pin base lamp
 - Phase dimmable
 - Input voltage: 10-15V



PL Path Light SPECIFICATIONS

Output	LED20W
Total Lumens	33
Input Voltage	11 to 15V
Input Power (W):	1.2W
VA	1.7W
Efficacy (Lumens/Watt)	30
Color Rendering Index (CRI)	81
Dimming	Phase*
Luxor Compatibility	
ZD Option	Use Luxor Cube (LCM-LV)
Minimum Rated Life (L70)	33,000 Hrs

*For optimal performance, use a trailing-edge, phase-cut dimmer.

FX Luminaire

FX Luminaire is an industry-leading manufacturer of landscape and architectural lighting products with a focus on the advancement of LED technology and digital lighting control with zoning, dimming, and color adjustment capabilities. We offer a full spectrum of specification-driven lighting fixtures that can be utilized to create elegant, cutting-edge landscape lighting systems for commercial or residential applications. Our products are available exclusively via our extensive professional distributor network.

Materials

Die-cast aluminum A380 housing, top/shade and riser.

Lamp

G4 lamp base. Preinstalled T3 LED lamp option with G4 base offers a warm 2,700K color temperature with a minimum rated life (L70) 33,000 hours.

Socket

Socket contains MoistureBlock™ technology, preventing moisture from wicking up into sealed areas of the fixture.

Wiring

18 AWG (1 mm); SPT-1W; 220°F (105°C); 300V; (3 m) length without riser.

Power

Input 10-15VAC/VDC 50/60Hz. Remote transformer required (specify separately).

Riser

¾" aluminum riser with machined male threads.

Threads

Machined with ½"-14 (13 mm) NPSM threads.

Lens

Frosted polycarbonate lens with high tolerance for thermal expansion, stress, and abuse.

Finish

Two-layer protection of sulfuric acid anodization and polyester TGIC powder coat, providing superior outdoor weathering in all conditions. Tested to ASTM standards.

Hardware

Includes 10" (254 cm) ABS slotted installation spike.

Ambient Operating Temperature

0°F to 140°F (-18°C to 60°C)

Weight

4.0 lbs. (1.8 kg)

Manufacturing

ISO 9001:2015 certified facility.

International

Compliant per IEC 60598-1 and IEC 60598-2-7 when used with International Spike Kit ("EKITSPIKE") or alternate mount greater than or equal to IP65.

Control

Luxor zoning and dimming technology with use of Luxor Cube (LCM-LV). Luxor Technology allows up to 250 groups, dimmable in 1% increments between 0 and 100%.

Sustainability

Innovation meets conservation in the design and manufacturing of our products. Where we can, we use recycled materials while maintaining superior functionality. Our LED products provide high-quality light at optimal energy efficiency, lifespan, and durability.

Installation Requirements

Designed for installation in the downward lighting direction only.

Warranty

10-year limited warranty on fixtures; 5-year limited

warranty on preinstalled LED lamp.

Listings



PL Path Light ORDERING INFORMATION








Top Assembly	Output	Riser	Finish
PL*	■ NL (No Lamp)	■ 8R 8" (203 mm) Riser	■ BZ Bronze Metallic  ■ FB Black 
	■ LED20W 20W Equivalent LED Lamp, 2,700K	■ 12R 12" (305 mm) Riser	■ DG Desert Granite  ■ WG White Gloss 
		■ 18R 18" (457 mm) Riser	■ WI Weathered Iron  ■ FW Flat White 
	■ 24R 24" (610 mm) Riser	■ SB Sedona Brown  ■ AL Almond 	
	■ 30R 30" (762 mm) Riser	■ SV Silver 	
	■ 36R 36" (914 mm) Riser		

EXAMPLE FIXTURE CONFIGURATION: PL-LED20W-12R-BZ




* Ships with Long Slotted Spike (250015840000)

MOUNTING OPTIONS: Specify Separately

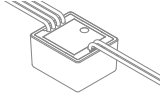
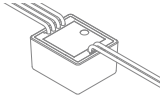
Mounts	Code	
■ SUPER J-BOX 2.5" (63 mm) x 12" (305 mm)	SJ-XX*	
■ POST MOUNT 2.5" (63 mm) x 13" (330 mm)	PM-XX*	
■ GROUND MOUNT 2.7" (67 mm) Diameter 	GM-XX*	
■ VERSABOX® 2.2" (57 mm) x 1.5" (39 mm)	VB-050-XX*	
■ PROAIM RATCHETING SPIKE 4.0" (102 mm) x 4.0" (102 mm)	PARS	
■ 3-PRONG SPIKE 5.1" (129 mm) x 9" (229 mm)	250020020000	

* YY = riser height in inches (6" increments between 6" and 36"; 150 mm increments between 150 mm and 900 mm), XX = finish code

COUPLING OPTIONS: Specify Separately

Couplings	Code	
■ STRAIGHT 1.3" (32 mm) x 2.0" (51 mm)	COUP-XX*	

LUXOR® TECHNOLOGY OPTIONS: Specify Separately

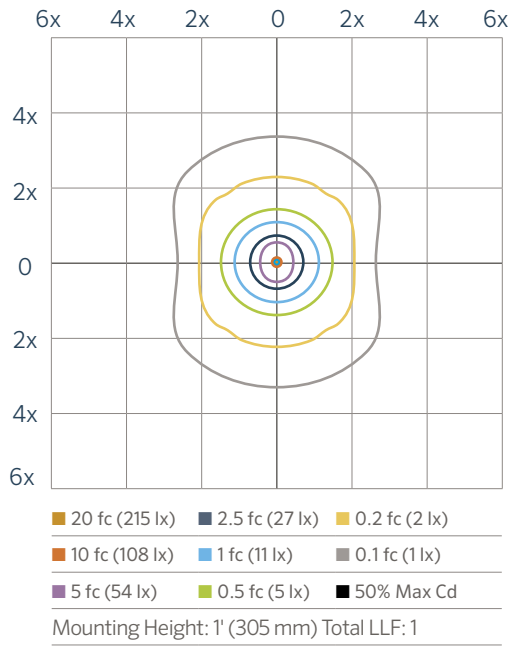
Cubes	Code	
■ LOW-VOLTAGE CUBE Supports AC dimmable LEDs and incandescent MAX LOAD: 60W/5A	LCM-LV	
■ RELAY/0-10V CUBE Supports relay switch MAX LOAD: 250VAC/5A	LCM-RLY-010V	

RISER OPTIONS: Specify Separately

Riser	Code	
■ RISER 0.8" (21 mm) Diameter	YY-R-XX*	

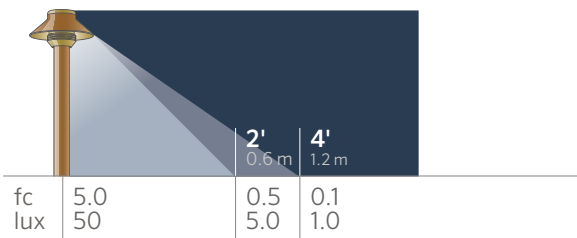
PL Path Light PHOTOMETRICS

PL LED 20W ISOFOOTCANDLE PLOT



FIXTURE SPACING

PL



Recommended spacing for area lights

12' (3.7 m) Residential applications at 0.1 fc (1.1 lx)

5' (1.5 m) Commercial applications at 0.5 fc (5.4 lx)