



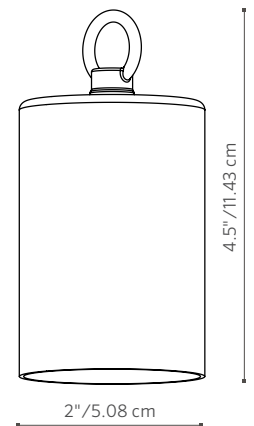
When a moonlighting effect is desired, specify the VL. This micro down light actually hangs from the host tree by a cinch tie requiring no screws or permanent hardware. A small brass hook is also included for beam mounted applications. Milled from heavy copper and solid brass hardware, the VL incorporates a long life halogen lamp with an integral frosted lens. An elegant moonlight effect is produced when an evening breeze gently swings the VL, making foliage shadow patterns dance on the ground below.

VL: Down Light



The Ease of Light

Small scale plants can become the focal point with the VL's micro moonlighting effect. Over time, the copper will produce a unique patina, allowing it to blend into the landscaping.





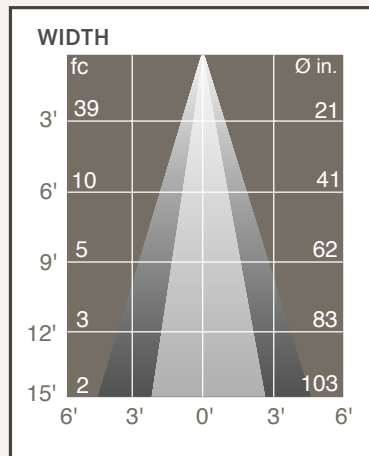
VL: Down Light

FACTORY INSTALLED OPTIONS: Order 1 + 2 + 3

Step	Description	Code
1	FIXTURE	VL
2	LAMP	20 (32° beam), 20N (18° beam), 20V (6° beam) All 2,000 Hr Halogen
3	FINISH	CU, NP, WG, FW, AL, BZ, DG, WI, VF, SB, FB

EXAMPLE: VL-20-CU = VL - 20W Halogen Lamp - Copper Finish

PHOTOMETRICS:



20 Watt

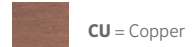
KEY

∅: circle diameter in inches at that distance from the lamp.

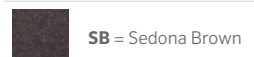
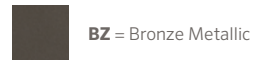
fc: footcandle

For approximate conversion to lumens, multiply footcandles by 10

METALS



POWDER COAT



The VL includes choice of halogen AR-11 lamp and choice of finish.

* May require longer lead time

