



The TC is at home in fine landscape architectural structures such as arbors, trellises or dining pavilions. This fixture is designed to surface mount onto beams or posts. The halogen lamp is adjustable to allow maximum forward projection, making this unique model well suited for illuminating steps or planters from adjacent structures. Milled from very heavy gauge solid copper with stainless hardware, this luminaire will enhance any fine lighting project.

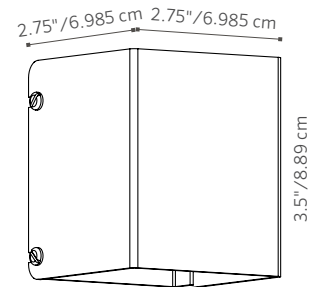
TC: Down Light



Blends in Effortlessly

The TC is easily incorporated into the structures of landscape without introducing a conflicting design element. Its simple geometric form allows it to blend into any fine trellis or arbor.

Note: This fixture is designed for down lighting only.





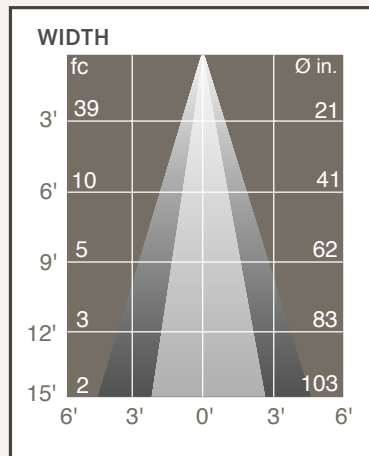
TC: Down Light

FACTORY INSTALLED OPTIONS: Order 1 + 2 + 3

Step	Description	Code
1	FIXTURE	TC
2	LAMP	20 (32° beam), 20N (18° beam), 20V (6° beam), 35 (32° beam) All 2,000 Hr Halogen
3	FINISH	CU, NP, WG, FW, AL, BZ, DG, WI, VF, SB, FB

EXAMPLE: **TC-20-DG** = TC - 20W Halogen Lamp - Desert Granite Finish

PHOTOMETRICS:



20 Watt

KEY

∅: circle diameter in inches at that distance from the lamp.

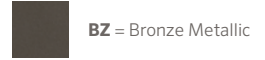
fc: footcandle

For approximate conversion to lumens, multiply footcandles by 10

METALS



POWDER COAT



The TC includes choice of halogen AR-11 lamp and choice of finish.

* May require longer lead time

