

## ML-20



### ORGANIC SHAPE, ENGINEERED QUALITY

The FX Luminaire halogen lamp ML was developed to fill the need for an integral specification grade wall light that would introduce glare-free illumination onto safety and circulation areas.

This 12v unit is a perfect choice for high traffic public areas or walls near people or water such as resort applications. An innovative adjustable lamp mount allows the installer to fine tune beam projection to suit project needs.

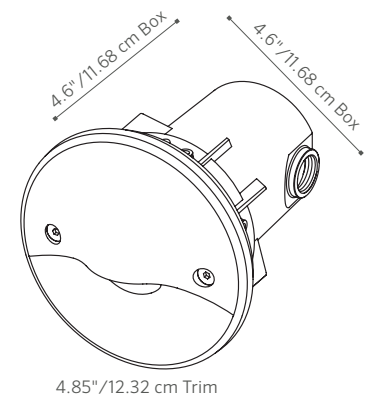
Solid brass and composite construction make this model a lasting value. Its deep cowl and recessed lamp position, when located and installed properly, allows pedestrians to view uphill without dangerous glare. Obviously, glare-free illumination should be the primary function of any fixture that is designed to provide safe passage through foot traffic hazards.



### Blends in Anywhere

The solid brass faceplate trim has an organic shape that doesn't speak of a specific architecture, which allows the ML to be specified on projects of all ages.

Brass will develop a penny brown or moss green patina with age depending on exposure. This process will happen naturally over time or can be accelerated with solution spray.



# ORDERING INFORMATION



## ML: Wall Light

FACTORY INSTALLED OPTIONS: Order 1 + 2 + 3


FIXTURE CODE	LAMP CODE	FINISH OPTIONS
<b>1</b> ML	<b>2</b> 20 (32° beam, 2,000 Hrs Halogen)	<b>3</b> XX (see options to right)

The ML includes a 20 watt Halogen AR-11 lamp, spread lens, choice of faceplate finish and a mounting sleeve.

EXAMPLE: **ML-20-DG** = ML - 20 W Halogen - Desert Granite Finish

### PHOTOMETRICS:

SPACING FOR MINIMUM FOOTCANDLE ILLUMINATION ON LEVEL GROUND.

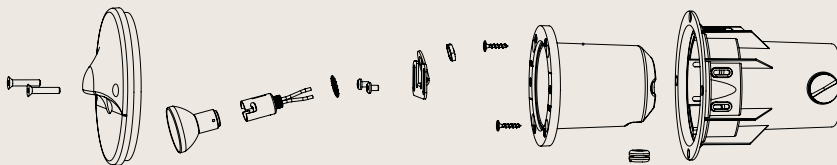


WALL	
2'	
4'	
6'	
8'	
10'	

Footcandles:	
DISTANCE FROM CENTER	ML-20
1'	32
2'	8.5
3'	2.1
4'	1
5'	.5
6'	.3

For conversion to lumens: Multiply footcandles x 10. See FX glossary for a full description of fc and lumens.

### DETAIL:



### METALS



### POWDERCOAT

