

**FX | LUMINAIRE®**  
**CV-10, CV-15, CV-20**



**CAPOLAVORO® | FX LUMINAIRE®**

**MODERN, DEPENDABLE,  
EFFECTIVE**

The unforgettable shape of the CV is sure to make statement. You'll delight in its form, but admire its strength and function. It is just another noteworthy addition to our already superior line of pathlites.

Milled from extra-heavy gauge copper and solid brass, the patent pending CV is engineered to survive.

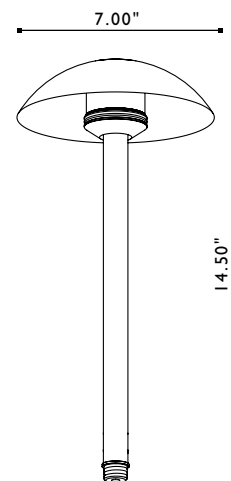
All FX copper models are well suited for coastal exposures or areas where irrigation water contains high levels of mineral or caustic salts.

The copper will patina naturally over time and can be accelerated with solution spray – for patina formula visit our website at: [www.FXL.com/learning/patina.htm](http://www.FXL.com/learning/patina.htm)



**LONG-LASTING QUALITY**

*Brass and copper have been used for a thousand years in nautical applications. Naval architects understood and explained the high strength and natural corrosion resistance of these semi-precious metals. The garden environment is as tough and caustic as any found in the high seas.*



# CAPOLAVORO® – ORDERING INFORMATION

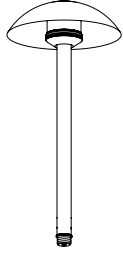
The CV comes standard with a 20 watt Xenon G4 lamp, CapannaDiNoce® (CDS), and in Copper (CU).

## STANDARD OPTIONS:

1 + 2 + 3 + 4 ORDERED TOGETHER ON SAME LINE

## AVAILABLE LAMP CONFIGURATIONS:


Your choice of one lamp will come pre-installed.

FIXTURE/CODE	WATTAGE/CODE	AVG. LIFE HOUR
<b>1</b> CV 	<b>2 XENON LAMP OPTIONS:</b>	
	10	10,000
	15	10,000
	20	5000
	<b>HALOGEN (H) LAMP OPTIONS:</b>	
	10H	2000
	20H	2000

## STANDARD RISER OPTIONS:


Your choice of one riser option will come pre-assembled.

Riser Specs: Copper 0.75" Diameter

	CODE	DESCRIPTION
	<b>3</b> 8R	8" Riser
	12R	12" Riser
	18R	18" Riser









## STANDARD FINISH OPTIONS:

Copper is standard. All other choices must be specified.

	CODE	DESCRIPTION
	CU	Copper (will naturally patina)

## NON-STOCKING FINISH OPTIONS:

Allow extra time for the following finish options:

	CODE	DESCRIPTION
	<b>4</b> BZ	Bronze Metallic
	DG	Desert Granite
	BF	Black Wrinkle
	VF	Verde Speckle
	SB	Sedona Brown
	WF	White Wrinkle
	WI	Weathered Iron
	NP	Nickel Plate

## STANDARD PARTS:



## ORDERING SAMPLE:

SECTIONS:	DESCRIPTION:	WHAT TO ORDER:
1 + 2 + 3 + 4 <small>optional</small>	 +  +  + 	= CV-20-12R
A	PostMount®	= PM


## NON-STANDARD OPTIONS:

MUST BE ORDERED ON SEPARATE LINE!

## ADDITIONAL MOUNTING OPTIONS:

Comes pre-assembled with CapannaDiNoce®.

All other mounting options will arrive in separate box.

	CODE	DESCRIPTION	SIZE
	<b>A</b> SJ	SuperJ-boX®	2.50" x 12.00"
	PM	PostMount®	2.50" x 13.00"

## PHOTOMETRICS:

Spacing for minimum footcandle illumination on level ground.  
 Note: 1fc for commercial projects  
 .3fc for residential projects

CV-10 6' for 1fc, 11' for .3fc  
 CV-20 10' for 1fc, 15' for .3fc

Distance	Footcandle Power (12R riser)		
	CV-10	CV-20	
14'			
12'	2'	1.5	3
10'	4'	.31	.88
	6'	.14	.33
8'	8'	.08	.14
	10'	.03	.08
6'	12'	.01	.03
	14'		.01
4'			
2'			

For conversion to lumens: Multiply footcandles x 10. See FX glossary for a full description of fc and lumens.