

FX | LUMINAIRE®
CB-10, CB-15, CB-20



CAPELLIBIONDI® | FX LUMINAIRE®

SIMPLE, ELEGANT, ELITE

The introduction of the CB to any landscape will be a welcome one. Its sophisticated styling and first class quality will add new dimension to any fine landscape. It is no secret why our pathlites are easy to distinguish from the rest.

This luminaire is the best choice for the client who wants a flawless design that will make a long term contribution to their garden.

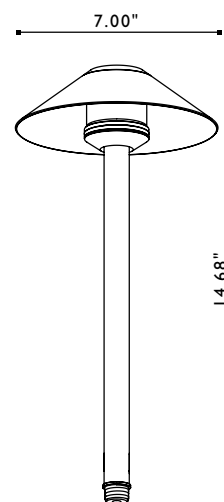
Milled from very heavy gauge, solid copper with stainless hardware, this luminaire will enhance any fine lighting project.

The copper will patina naturally over time and can be accelerated with solution spray – for patina formula visit our website at: www.FXL.com/learning/patina.htm




CAPTURE THE NIGHT

Gardens are extension of our homes, therefore you should be able to enjoy them all the time- not just during the daylight hours. It is important to illuminate these spaces, while respecting the surrounding nature. Artificial lighting shouldn't be distracting, but should make your space look and feel romantic. FX's organic designs integrate themselves effortlessly into their surroundings. Dazzle your rows of blooms with a CapelliBiondi, bringing focus to your garden while distracting the eye from other undesirable elements.



PERIMETER LIGHTING



CAPELLIBIONDI® - ORDERING INFORMATION

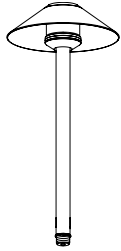
The CB comes standard with a 20 watt Xenon G4 lamp, CapannaDiNoce® (CDS), and in Copper (CU).

STANDARD OPTIONS:

1 + 2 + 3 + 4 ORDERED TOGETHER ON SAME LINE

AVAILABLE LAMP CONFIGURATIONS:


Your choice of one lamp will come pre-installed.

FIXTURE/CODE	WATTAGE/CODE	AVG. LIFE HOUR
1 	2 XENON LAMP OPTIONS:	
	10	10,000
	15	10,000
	20	5000
	HALOGEN (H) LAMP OPTIONS:	
	10H	2000
20H	2000	

STANDARD RISER OPTIONS:


Your choice of one riser option will come pre-assembled.

Riser Specs: Copper 0.75" Diameter

CODE	DESCRIPTION
3 	8R 8" Riser
	12R 12" Riser
	18R 18" Riser









STANDARD FINISH OPTIONS:

Copper is standard. All other choices must be specified.

CODE	DESCRIPTION
 CU	Copper (will naturally patina)

NON-STOCKING FINISH OPTIONS:

Allow extra time for the following finish options:

CODE	DESCRIPTION
 4 BZ	Bronze Metallic
 DG	Desert Granite
 BF	Black Wrinkle
 VF	Verde Speckle
 SB	Sedona Brown
 WF	White Wrinkle
 WI	Weathered Iron
 NP	Nickel Plate

STANDARD PARTS:



ORDERING SAMPLE:

SECTIONS:	DESCRIPTION:	WHAT TO ORDER:
1 + 2 + 3 + 4 <small>optional</small>	 +  +  +  + 	= CB-20-12R
A	PostMount®	= PM


NON-STANDARD OPTIONS:

MUST BE ORDERED ON SEPARATE LINE!

ADDITIONAL MOUNTING OPTIONS:


Comes pre-assembled with CapannaDiNoce®.

All other mounting options will arrive in separate box.

CODE	DESCRIPTION	SIZE
A 	SJ SuperJ-boX®	2.50" x 12.00"
	PM PostMount®	2.50" x 13.00"

PHOTOMETRICS:

Spacing for minimum footcandle illumination on level ground.
 Note: 1fc for commercial projects
 .3fc for residential projects



CB-10 6' for 1fc, 11' for .3fc
CB-20 10' for 1fc, 15' for .3fc

Distance	Footcandle Power (12R riser)	
	CB-10	CB-20
14'		
12'	2'	3
10'	4'	.88
	6'	.33
8'	8'	.14
	10'	.08
6'	12'	.03
	14'	
4'		
2'		

For conversion to lumens: Multiply footcandles x 10. See FX glossary for a full description of fc and lumens.